




XALARATE
ENABLING SERVICES.
CATALOGUE



XALARATE
ENABLING SERVICES.



About Us

Overview:

XALARATE is a leading provider of premium luxury home furniture, known for its unparalleled craftsmanship, innovative designs, and commitment to quality. Founded in 2020, **XALARATE** has grown to become a global name in the high-end furniture market, offering a wide range of bespoke furniture pieces that transform homes into elegant living spaces.

Mission :

To create exquisite and timeless furniture that enhances the beauty and comfort of luxury homes worldwide.

Vision:

To be the most sought-after brand for luxury home furnishings, known for our commitment to quality, innovation, and customer satisfaction.

Design Philosophy:

XALARATE believes in combining traditional craftsmanship with contemporary design. Each piece is meticulously crafted using the finest materials, ensuring durability and timeless elegance. Our designers draw inspiration from global trends and cultural aesthetics, creating furniture that is both innovative and timeless.

Quality Assurance:

We take pride in our rigorous quality control processes. Every piece of furniture undergoes thorough inspection to ensure it meets our high standards of excellence. Our commitment to quality extends to our customer service, ensuring a seamless and satisfying experience from purchase to delivery.

Sustainability:

XALARATE is dedicated to sustainable practices. We source our materials responsibly and prioritize eco-friendly production methods. Our goal is to create beautiful furniture that also respects the environment.



Project Contract

We undertake complete project contract for home furnishing involves several steps and considerations to ensure the project is successful and meets the client's expectations. Here's a comprehensive guide to help you through the process:

1. Initial Consultation

- **Client Needs and Preferences:** Discuss the client's vision, style preferences, and specific requirements for the home furnishing project.
- **Budget and Timeline:** Establish a clear budget and timeline for the project. Ensure both parties agree on these terms.
- **Scope of Work:** Define the scope of work, including the areas to be furnished (e.g., living room, bedroom, kitchen).

2. Project Planning

- **Design Concept:** Develop a design concept that aligns with the client's preferences. Create mood boards, sketches, or digital renderings.
- **Material Selection:** Choose materials, fabrics, furniture, and decor items. Consider durability, aesthetics, and cost.
- **Detailed Proposal:** Prepare a detailed proposal outlining the design concept, materials, estimated costs, and project timeline.

3. Contract Preparation

- **Contract Drafting:** Draft a contract that includes all project details, terms and conditions, payment schedule, and warranties.
- **Legal Review:** Have the contract reviewed by a legal professional to ensure it complies with local laws and protects both parties.
- **Client Approval:** Present the contract to the client for review and approval. Address any concerns or questions they may have.

4. Execution

- **Project Management:** Assign a project manager to oversee the project from start to finish. They will coordinate with suppliers, contractors, and the client.
- **Procurement:** Order materials, furniture, and decor items as per the approved design.
- **Implementation:** Execute the furnishing project according to the agreed timeline. This may involve painting, installation, and placement of furniture and decor.

5. Quality Control

- **Regular Inspections:** Conduct regular inspections to ensure the work meets the quality standards and design specifications.
- **Client Updates:** Keep the client informed about the progress and any potential issues that may arise.

6. Completion

- **Final Walkthrough:** Conduct a final walkthrough with the client to ensure they are satisfied with the work.
- **Address Issues:** Address any issues or concerns raised by the client during the final walkthrough.
- **Project Handover:** Officially hand over the completed project to the client. Provide them with any necessary documentation, warranties, and care instructions.

7. Post-Completion Support

- **Follow-Up:** Schedule a follow-up visit after a few weeks to ensure the client is happy with the furnishings and everything is in good condition.
- **Maintenance Tips:** Offer maintenance tips and advice to help the client take care of their new furnishings.

Key Considerations

- **Clear Communication:** Maintain clear and regular communication with the client throughout the project.
- **Flexibility:** Be prepared to make adjustments as needed, based on client feedback and any unforeseen circumstances.
- **Documentation:** Keep detailed records of all project-related documents, including contracts, invoices, and communication with the client.



Contents:

» Electrical Equipment & Supplies

- ❖ Chillers
- ❖ Lifts & Elevator

» Designing Lift lobbies & Corridor

- ❖ Lift lobbies & Corridor

» Construction Steel

- ❖ Steel
- ❖ Cement

» Home Appliances

- ❖ Stunning Modern Kitchen Setup
- ❖ Washing machine

» Marble

- ❖ Marble Flooring
- ❖ Borders and Medallions
- ❖ Steps & Risers

» Lights

- ❖ Chandeliers
- ❖ Tables & Consoles
- ❖ LED cove Lighting
- ❖ Downlights

» Home Automation

- ❖ Smart Home Switches
- ❖ Climate Control Thermostat
- ❖ Central Hub
- ❖ Smart Door Lock

» Apartment Furniture

- ❖ Living room Furniture
- ❖ Dining room Furniture
- ❖ Bedroom Furniture
- ❖ Consoles & Home Decors

» Wardrobes

- ❖ Walk- In Wardrobes
- ❖ Concealed Wardrobes

» Office Furniture

- ❖ Tables
- ❖ Conference room Furniture
- ❖ Work Stations
- ❖ Office Sofas

» MDF

- ❖ Plain MDF
- ❖ Melamine MDF
- ❖ Work Stations
- ❖ Office Sofas



Construction Steel

Steel

Construction Steel & Cement



“Your Sanctuary
of Elegance”



Cement




Cement

Cement



“Your Sanctuary
of Elegance”






Lifts & Elevators

Lifts & Elevators

Elevator



“Where Timeless Elegance
Meets Regal Comfort”



Designing Lift lobbies & Corridor



**Designing Lift
lobbies & Corridor**



Designing Lift lobbies & Corridor



“Where Timeless Elegance
Meets Regal Comfort”



Chillers



Chillers

Chillers



“Where Timeless Elegance
Meets Regal Comfort”



Home Appliances



Home Appliances

Home Appliances



“Elegance at Every Meal”





MARBLES

Marble Flooring



“Cool Elegance”





MARBLES

Borders and Medallions



“Timeless Beauty
Carved in Stone”






MARBLES

Steps & Risers



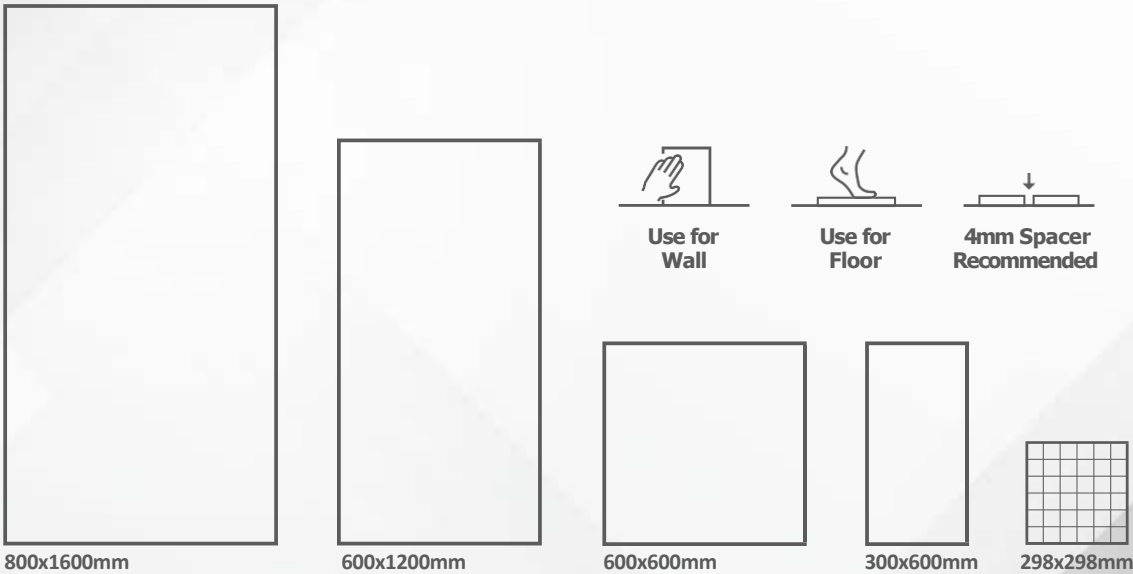
“Eternal
Craftsmanship”





Tiles

Glazed Vitrified Tiles




Application areas

| | | | | | |
|-----------------|-------------------------|------------------------------|---------------|----------------------------|-------------------------|
| Residential | Commercial Building | Hotel, Cafe & Restaurant | Gymnasium | Hall & Corridor | Super Market & Mall |
| Hospital | Airport | School & College | Industry | Spa & Wellness Centres | Religious Place |





Technical specification

| | | | | | |
|----------------------|---------------------|-------------------------|-----------------------|------------------------------|---------------------------|
| Long Durability | Easy to Clean | Impact Resistance | Frost Resistance | Low Water Absorption | Dimensional Stability |
| Hygienic Surface | Fire Resistance | Chemical Resistance | Easy Installation | Thermal Shock Resistance | Cracking Resistance |



Exotic Glossy Tiles

300x600mm



Exotic Satin Tiles

300x600mm





**Tables &
Consoles**

Tables & Consoles



“Efficiency Perfected:
The Essence of Best Utility”



Tables & Consoles



“Effortless Functionality
at Its Best”



Tables & Consoles



“Where Function
Meets Excellence”



Arm Chairs



Arm Chairs



“Elevate Your Comfort
in Every Sit”



Furniture



Dining Tables

Dining Tables



“Where Majesty
Meets Meals”



Dining Tables



“ Experience
Culinary Excellence ”





Kitchen



Kitchen





Kitchen





Kitchen



Doors



Doors





Wardrobes

Walk-in Wardrobes


Wardrobes

Consealed Wardrobes



Lights

Chandeliers



Lights


LED Cove Lighting





Lights

Down Lighting



SMART HOME



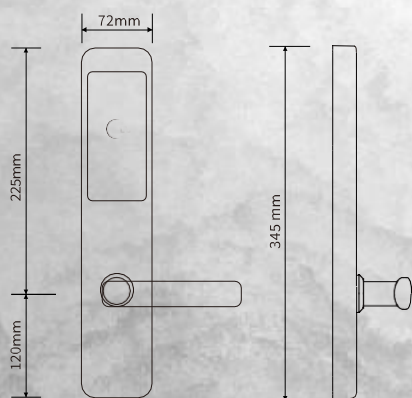
Home Automation



Smart Home Switches



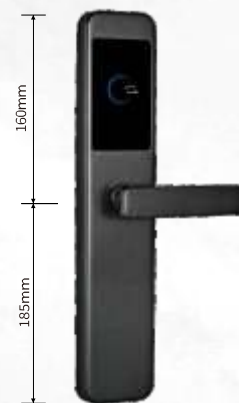
Climate Control Thermosat



Indoor Outdoor



Model :D13-RF/D13-CM
Size : 345*72MM
Material : High-end Steel Material
Optional Colors : Black
Default Lock Body : 2#DS Lock Body

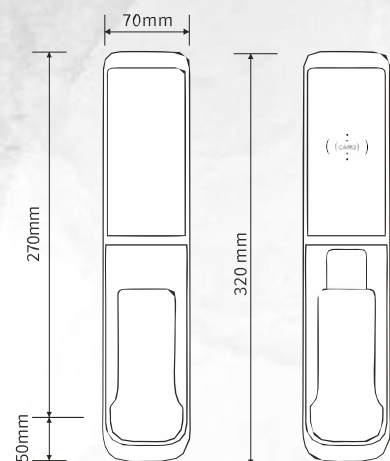


Model :D15-RF/D15-CM
Size : 345*72MM
Material : High-end Steel Material
Optional Colors : Black
Default Lock Body : 2#DS Lock Body

Climate Control Thermosat



Model: A16 RF/A16 CM
 Size: 320*70*20MM
 Material: Aluminum Alloy
 Optional Colors: Silver, Black, Gold, Red bronze
 Default Lock Body: 2#DS Lock Body



Indoor

Outdoor

PARAMETER

| | | | |
|---------------------|---|-----------------|--------------------------------------|
| Unlock Method | Proximity card, Key | Card Capacity | 255 Pcs |
| Induction Time | <1S / Less than 1 second | Card Distance | <3CM / Less than 3 CM |
| Card Frequency | 125KHz(T5557) / 125 KHz (C801-S7) | Card Frequency | 13.56MHz(M1) / 13.56 Mhz (D801-M1) |
| Battery | 4 LR6 / 4 pcs AA Alkaline Batteries | Working Voltage | 6V |
| Low-voltage Alarm | <4.8V / Support (Less than 4.8 V) | Dynamic Current | <120mA / 120 mA |
| Quiescent Current | <20μA / Less than 20μ A | Applicable Door | 38-70MM 38-70 MM (Can Customized) |
| Ambient Temperature | -20℃ ~60℃ | | |
| Card Type | Temic T557 / Mifare 1 Temic (D801*57) / Mifare 1 (D801*M1) | | |

Smart Door Locks



**Apartment
Furniture**




Living Room





Dining Room





Consoles & Home Decore





Bedroom





Bedroom





**Office
Furniture**




Office Furniture



Conference Room Furniture



Work Stations




Office Sofas





MDF







XALARATE
ENABLING SERVICES.

Phone:
+971 4 254 9111

E-Mail:
info@xalarate.ae

Address:
Warsan Tower office No. 1008,
Barsha Heights,
Dubai